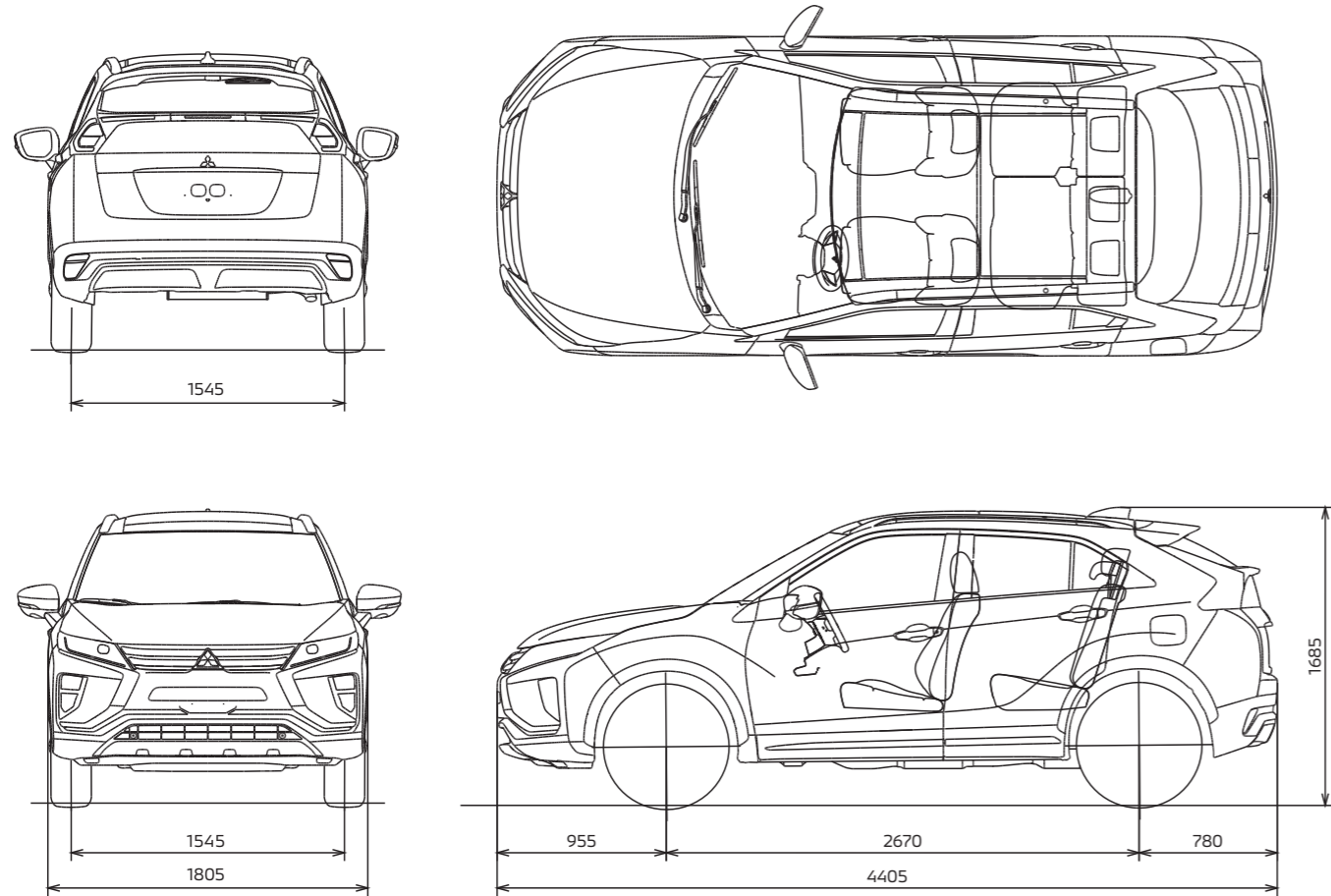


DIMENSIONAL VIEWS



All measurements in millimeters.

ECLIPSE CROSS



 www.facebook.com/MitsubishiMotors.en  www.instagram.com/mitsubishimotorsofficial  www.youtube.com/user/MitsubishiMotorsAd

 **MITSUBISHI MOTORS**

www.mitsubishi-motors.com

© 2018 - 2019 MITSUBISHI MOTORS CORPORATION. All rights reserved.
Ge/E25C10Jan.19EG Printed in Japan



The paper used in this catalogue has been certified by the FSC™ (Forest Stewardship Council™) as having been produced through a 'chain of custody' system of forestry management, tracking and production oversight that ensures responsible consideration for the earth's ecosystem. Mitsubishi Motors has adopted the CO₂ emissions and promote more efficient use of natural resources. In this way, we hope to contribute to greater protection of the environment.



4WD GLS with optional equipment / Red Diamond [P62]



4WD GLS with optional equipment / Red Diamond [P62]

READY FOR ACTION

Bold lines. Flared fenders. A deeply sculpted wedge like an athlete perched to explode from the starting block. Onlookers are left behind to ponder its steeply raked rear window.



4WD GLS with optional equipment / Black leather interior

EXHILARATION AT YOUR COMMAND

The sporty, meticulously crafted cockpit quickens your pulse and heightens your pleasure. Every detail is designed to enhance your awareness and control. So driving feels intuitive with direct, linear response to every command.




Image of Head Up Display indication

Head Up Display [HUD]

The Head Up Display conveys vehicle information in full color above the meters for easy viewing. You can adjust image brightness and display height to suit your preference and time of day. The combiner extends or retracts when you turn the ignition.



4WD GLS with optional equipment / Black leather interior

A REFRESHING EXPERIENCE FOR ALL

The joy of driving extends to every passenger in the spacious cabin, which is overflowing with quality materials and solid craftsmanship. Comfortable seats with supportive contours and plenty of legroom keep everyone feeling refreshed even on the longest of journeys.



Rear seat adjustment

The comfortable rear seats with 9-step reclining and 200mm sliding adjustment can be slid all the way back for class-leading legroom. Even then, there is plenty of storage space in back and the 60:40 split seatbacks can be individually lowered for more.



Slender side sills

The side sills are slender and protected from thrown up dirt by door garnishes while driving, so anyone can comfortably enter and exit the vehicle without rubbing their legs on the car and getting their clothes dirty.



Tailgate window

The rear view is clear through the double rear windows with minimal interference from the height-adjustable rear headrests, which are specially designed to stay low while providing comfortable head support.



WHEN LIFE THROWS YOU A CURVE, STAY IN TOTAL CONTROL.

Challenges arise when you least expect them. Whether navigating winding roads or snowy conditions, S-AWC (Super-All Wheel Control) vehicle dynamics control system supplies optimal drive torque to the rear wheels, as well as optimal drive and brake torque to the left and right front wheels, for incredible stability and control.

S-AWC (Super-All Wheel Control) Integrated vehicle dynamics control system

S-AWC raises your confidence on any road by combining electronically controlled 4WD with Mitsubishi Motors' proprietary Active Yaw Control [AYC], which uses braking to optimally distribute torque to the left and right wheels. Even if you unintentionally brake or accelerate too hard around a snow-covered turn, you can maintain control without extra steering effort because S-AWC detects road conditions on a real-time basis and adjusts braking, as well as coupling in the rear differential, to improve vehicle performance. An indicator in the instrument panel keeps you informed of S-AWC status. You can choose the AUTO, SNOW or GRAVEL drive mode depending on road conditions to enhance turning accuracy, straight-line stability and maneuverability on slippery roads.




AUTO mode

Provides solid 4WD performance in various conditions.



SNOW mode

Enhances stability on slippery road surfaces and is optimized for snow-covered roads.

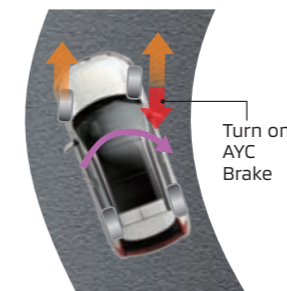


GRAVEL mode

Delivers excellent driving performance on rough roads and helps prevent you from getting stuck.

Active Yaw Control [AYC] (for 2WD)

AYC brake control function for 2WD models enhances cornering performance by optimizing front brake force, allowing you to find the intended driving line. View the amount of force AYC is controlling through an indicator on your meter display.



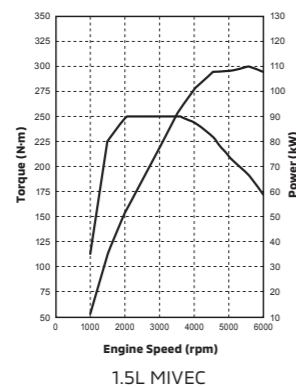


4WD GLS with optional equipment / Bronze Metallic [C21]

RESPONSIVE ACCELERATION. MORE POWER FROM EVERY DROP OF FUEL.

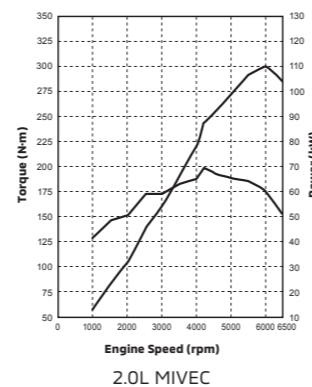
1.5L direct-injection turbocharged gasoline engine

Downsized for efficiency and turbocharged for powerful torque at low-to-mid rpm, the newly developed engine puts instant acceleration at your command. This highly responsive performance was made possible by direct fuel injection, an exhaust manifold-integrated cylinder head, sodium-filled exhaust valves, MIVEC (Mitsubishi Innovative Valve timing Electronic Control system) and more.



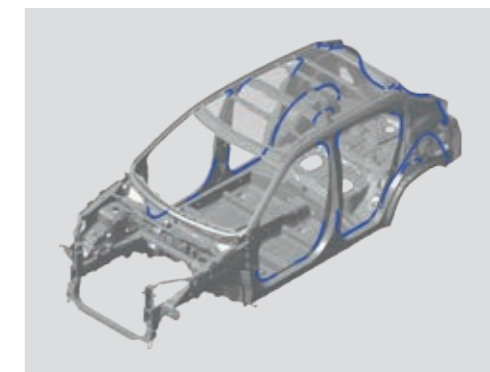
2.0L MIVEC gasoline engine

The 2.0-liter engine delivers exciting response from low to high rpm thanks to the optimized valve timing of advanced MIVEC (Mitsubishi Innovative Valve timing Electronic Control system) technology.



Make all the right moves in relaxed comfort.

Handling is stable, intuitive and predictable. Where you point, the vehicle goes with unerring precision and poise thanks to a fine-tuned suspension, responsive steering and supreme body rigidity – reinforced by spot welding, structural adhesives and a standard strut tower bar over the engine. At the same time, all passengers enjoy an extremely comfortable ride on every road wherever you travel.



Structural adhesive bonding on doors and tailgate openings increases coupling rigidity between body parts. (Images are provided for illustrative purposes only.)

INVECS-III CVT and 6 MT

The advanced CVT supports smooth, powerful acceleration and outstanding fuel efficiency. It teams new step shift control with the 1.5-liter engine, for a highly satisfying sensation of shifting gears, and standard step up shift control with the 2.0-liter engine. A new lightweight 6-speed manual transmission is also available with the 1.5-liter engine.



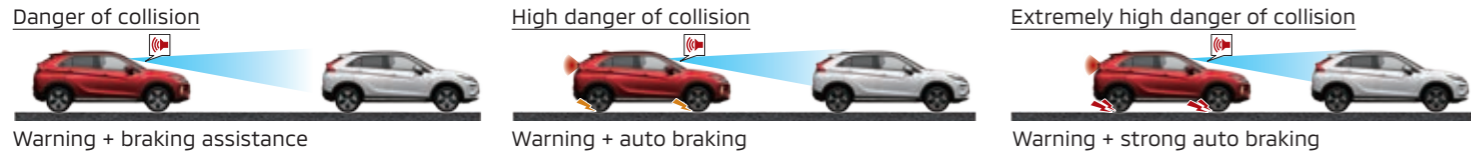
Note: Equipment may vary by market. Please consult your local Mitsubishi Motors dealer/distributor for details.

REASSURING ALL AROUND SAFETY

Advanced safety technology supports safer, more confident driving on the road and in parking lots, day and night. From intelligent sensors that track your surroundings and warn you of danger to active driving assistance and solid passive protection, the ECLIPSE CROSS delivers all around high levels of safety.

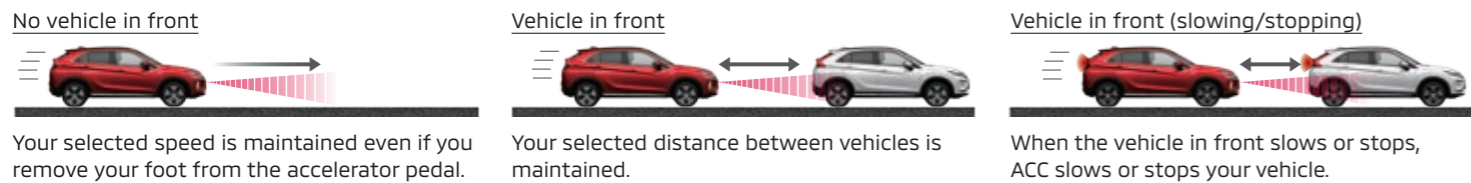
Forward Collision Mitigation System [FCM]

Helps prevent a frontal collision or reduce damage if the collision becomes unavoidable. Responds to vehicles and pedestrians via camera and laser radar.




Adaptive Cruise Control [ACC]

Maintains a selected distance between your vehicle and the car ahead via radar for greater safety and peace of mind. It reduces driver stress especially during traffic jams on highways.




Lane Departure Warning [LDW]

This feature beeps and displays a warning if the vehicle drifts from its lane while the turn signals are not operating.



Automatic High Beam [AHB]

To increase safety, comfort and driving ease at night, the high beams automatically switch to low beams when vehicles are detected ahead and automatically switch back to high beams so you don't have to remove your hand from the steering wheel to switch the beams manually.



Note: FCM: The detection and control capabilities of Forward Collision Mitigation [FCM] are supplemental only and do not prevent collisions in every situation. Please drive safely and do not rely solely on this system while driving. FCM operates when a vehicle is in front of your vehicle. FCM is also designed to detect pedestrians, but may not detect them or be activated in some situations. Auto braking is activated for a car ahead when your vehicle is traveling at a speed of approx. 5km/h to 80km/h (approx. 5km/h to 180km/h if your vehicle is equipped with ACC) and for a pedestrian ahead at approx. 5km/h to 65km/h. Since FCM has no function to maintain braking, the brake is released approximately 2 seconds after stopping. To prevent the vehicle from rolling thereafter, the driver may have to hold the brake pedal down. In some cases, FCM may not function if the driver takes actions for accident avoidance through steering or acceleration operation. If you have any questions, please consult your local Mitsubishi Motors dealer/distributor for details.

ACC: The detection and control capabilities of ACC are supplemental only. Please drive safely and do not rely solely on this system while driving. ACC may not be activated in some situations. This system may not correctly detect the actual situation depending on the type of vehicle in front and its conditions, the weather conditions, and the road conditions. Additionally, the system may be unable to decelerate sufficiently if the vehicle in front applies the brakes suddenly or another vehicle cuts into your path, so your vehicle approaches the front vehicle. If you have any questions, please consult your local Mitsubishi Motors dealer/distributor for details.

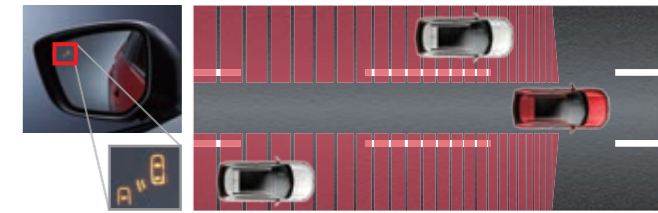
LDW: Lane Departure Warning is not designed to lessen risks associated with not looking ahead carefully (attention drawn to something on the side, absentmindedness, etc.) or poor visibility caused by bad weather, etc. It is designed to detect the lane at a speed of approx. 65km/h or more. Keep steering your vehicle correctly and drive safely. The system may not be able to detect the lane correctly in some conditions. Please see the owner's manual for additional information.

AHB: This system activates at a speed of approx. 40km/h or more and deactivates at lower speeds. Please see the owner's manual for additional information.

Note: Equipment may vary by market. Please consult your local Mitsubishi Motors dealer/distributor for details.

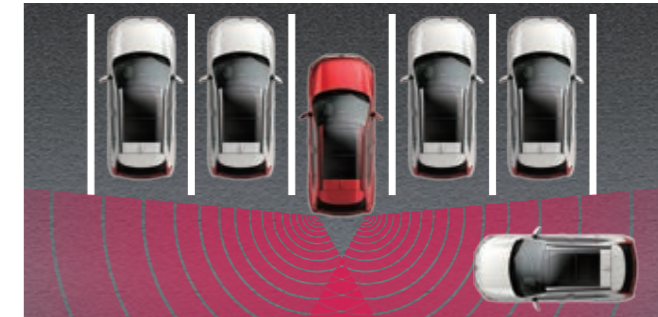
Blind Spot Warning [BSW]

This safety feature uses radar sensors in the rear bumper to detect vehicles in your rear blind spots, on the right and left sides. An indicator appears in the door mirror when BSW is active and the turn signals are off. When a vehicle is detected while the turn signal is on, an indicator blinks in the corresponding door mirror and a buzzer sounds.



Rear Cross Traffic Alert [RCTA]

An indicator appears in the combination meter display when RCTA is active. If radar sensors in the rear bumper detect an approaching vehicle nearby while reverse gear is engaged, a warning message appears in the Multi-information display, a buzzer sounds and an indicator blinks in both door mirrors.



Ultrasonic misacceleration Mitigation System [UMS]

To help prevent collisions while parking, a buzzer sounds and a warning displays if front or rear sensors detect a nearby obstacle. Engine output is also controlled if you suddenly accelerate by accident.

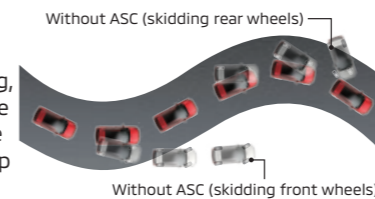


Engine output control activates:

- When driving at very low speeds (not in N or P position)
- When obstacle/vehicle is within a short distance
- When accelerator pedal is pushed hard or abruptly
- When driver is not turning to avoid obstacle/vehicle

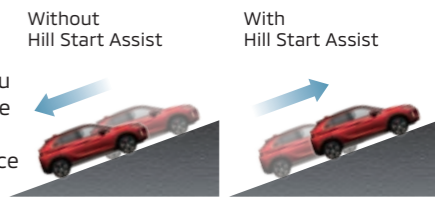
Active Stability Control [ASC]

If wheels lose their grip on slippery surfaces or while turning, ASC automatically adjusts engine output and applies braking force at the appropriate wheels to help maintain control and prevent skidding.



Hill Start Assist [HSA]

When starting on a steep slope, HSA helps prevent you from rolling backwards while you release the brake by maintaining the braking force for up to two seconds until the accelerator is applied.



RISE body

Collision safety performance is significantly enhanced by Mitsubishi Motors' RISE (Reinforced Impact Safety Evolution) body, which efficiently absorbs energy and maintains high cabin integrity in the event of a collision.



7 SRS Airbags

Front airbags, side airbags, curtain airbags and a driver's knee airbag help protect you and your passengers in the event of a collision.



(Optional side airbags and curtain airbags for RHD. Optional side airbags, curtain airbags and driver's knee airbag for LHD.)

Note: BSW: The detection and control capabilities of Blind Spot Warning [BSW] are supplemental only and do not warn you of vehicles in blind spots in every situation. Please do not rely solely on this system while driving. BSW may not operate normally in some cases, depending on traffic, weather, road surface conditions and the presence of obstructions. Drivers are fully responsible for their own safe driving. The radar wave graphics are used for illustrative purposes only and do not represent the actual sensor application. Please see the owner's manual for additional information.

RCTA: Do not rely solely on this system, which may not detect all moving vehicles in certain conditions. Drivers are fully responsible for their own safe driving. The radar wave graphics are for illustrative purposes only and do not represent the actual sensor application. Please see the owner's manual for additional information.

UMS: The detection and control capabilities of Ultrasonic misacceleration Mitigation System [UMS] are supplemental only and do not prevent misacceleration in every situation. Please drive safely and do not rely solely on this system while driving. To prevent the engine output control provided by UMS from causing an impediment during normal driving in rough-road driving conditions, the system automatically de-activates and indicates UMS OFF in the meter cluster when the FCM function is OFF or the ASC function is OFF. No function completely stops the vehicle via the automatic braking. The vehicle may creep forward or backward even when engine output is regulated. The sensing system may not work for netlike and sharp-edged obstructions that do not sufficiently reflect ultrasonic sound. UMS does not include a function which keeps the vehicle stationary. The driver is responsible for stopping the vehicle by pressing the brake pedal as required by the driving conditions. The ultrasonic sensor wave graphics are for illustrative purposes only and do not represent the actual sensor application. Please see the owner's manual for additional information.

ASC: The control capabilities of ASC are supplemental only. Please drive safely and never rely solely on these functions while driving. Be sure to use the same specified type and size of tires on all 4 wheels. Do not install any aftermarket limited slip differential on your vehicle. Please see the owner's manual for additional information.

HSA: Hill Start Assist [HSA] is not a substitute for safe driving. Never rely solely on this function while driving on steep roads. Your vehicle may move backwards if the brake pedal is heavily loaded, or if the road is very steep or slippery. This function is not designed to keep the vehicle stopped in place on uphill slopes for more than 2 seconds. Do not rely on this function to maintain a stopped position as an alternative to depressing the brake pedal. Please see the owner's manual for additional information.

7 SRS Airbags: Airbags are part of a Supplemental Restraint System (SRS). To decrease the risk of injury from a deploying airbag, always fasten your seat belt, sit upright in the middle of the seat and do not lean against the door. Always place children 12 and under in the rear seat if possible and use appropriate child restraints. Please see the owner's manual and the instructions provided with your child restraint for additional information.



4WD GLS with optional equipment / Titanium Gray Metallic [U17]

FEATURE HIGHLIGHTS




Power panoramic sunroof

The stylish twin sunroofs with outer sliding glass open up the atmosphere for the driver and all passengers. Each shade can be separately operated to let in refreshing sunlight.

Keyless Operation System [KOS]

When carrying the key, you can press a button on the outside of the front doors or tailgate to lock or unlock all the doors and tailgate, and press the engine switch in the cockpit to start or stop the engine.



Engine switch

Cruise control

Vehicle speed is automatically maintained without keeping your foot on the accelerator pedal, allowing more relaxed driving on extended journeys. Pressing the brake pedal disengages the system.




Electric Parking Brake with Brake Auto Hold

Simply pull the switch up to apply the parking brake or push the switch down to release it. If Brake Auto Hold is active, the vehicle will remain stationary even if you release the brake pedal. Pressing the accelerator releases the brakes.



Heated seat

The driver's and front passenger's seats provide heaters in the cushions and seatbacks that can be activated or deactivated from easy-to-access switches.



Heated area

Rain sensor

The rain sensor activates the windshield wipers automatically when moisture is detected on the windshield.



Color LCD Multi-information display

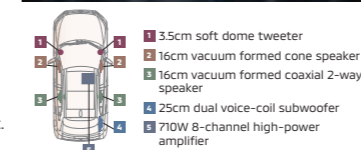

The large, 4.2-inch liquid crystal Multi-information display in the center of the meter panel is extremely easy to read. It keeps you clearly informed of various useful information on vehicle status, your trip, external temperatures and more.



Rockford Fosgate® premium sound system

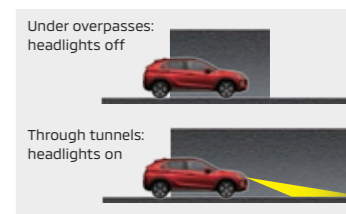
Savor the stunning sound quality of a new audio system jointly developed with the Rockford Corporation. Nine speakers surround you with spectacular DTS Neural Surround™ sound.

Note: Rockford Fosgate® and associated logos are registered trademarks of Rockford Corporation in the United States and other countries. DTS Neural Surround™ is a trademark of DTS, Inc.



Auto headlights

When your surroundings become dark, such as at night or when passing through a tunnel, the headlights automatically activate for your safety and convenience.




Display Audio

Controlling the audio system is easy on the 6.1-inch QVGA touch-panel display, which can also display the views from the rear view camera.



USB port

The port is conveniently located near the shift lever, allowing easy access from both front seats.



EQUIPMENT LEVEL

GLX



Bronze Metallic (C21)



Equipment level

- 215/70R16 tires and 16" x 6.5J alloy wheels machine finished 2-tone
- Anti-lock Brake System [ABS] with Electronic Brake-force Distribution [EBD]
- Front grille (silver) and front bumper center (black)
- Side door garnish (black)
- Door mirrors with side turn lamp (color-keyed)
- Shark-fin antenna
- Roof spoiler
- Driver's and passenger's SRS airbags
- Lower anchor and tether anchor for ISO-FIX child seat (for rear seats) x 2
- Steering wheel (3 spoke type) and Gearshift knob
- Rear seat sliding and reclining function
- Rear seat back folding function (60:40 split type)
- Remote keyless entry (transmitter x 2)
- Automatic climate control air conditioning

Optional shown:

- Front skid plate (silver)
- Rear skid plate (silver)
- Side window molding (chrome)
- Tailgate garnish (chrome)
- Steering switch (audio control)
- Steering switch (hands-free and voice control)
- Display audio with 6 speakers, AM/FM radio, CD/MP3 player, USB port (Front console) and Rear view monitor
- Bluetooth® hands-free system with voice control

Note: The Bluetooth® word mark and logos are registered trademarks owned by the Bluetooth SIG, Inc. and any use of such marks by MITSUBISHI MOTORS CORPORATION is under license.
For a complete list of standard and optional equipment, please refer to pages 21 and 22.

EQUIPMENT LEVEL

GLS



Red Diamond (P62)



Equipment level (in addition to GLX)

- Active Yaw Control [AYC] (for 2WD)
- 225/55R18 tires and 18" x 7.0J alloy wheels machine finished 2-tone
- Active Stability Control [ASC] with Hill Start Assist [HSA] and Brake Assist
- Front grille (silver and chrome) and front bumper center (gloss black)
- Front door glass with sound proof (laminated glass with ultra violet ray-absorbing function)
- Electric Parking Brake with Brake Auto Hold
- Rear center armrest with drink holder x 2
- Inner door handles (chrome)
- Driver's and passenger's sunvisors with vanity mirrors, lids, ticket holders and illuminations
- Floor console box with large armrest (synthetic leather)
- Power windows with anti-trapping and all doors auto up and down for driver's seat with illumination switch

- LED Daytime Running Lamps [DRL]
- Front fog lamps

Optional shown:

- Side door garnish (silver)
- Door mirrors with power folding function and defogger
- Roof rails (black)
- Leather-wrapped steering wheel (3 spoke type) with piano black and chrome accent and Gearshift knob
- Paddle shifters
- Cruise control (including steering wheel remote control switches)
- Seat material (leather with stitch, power adjustable driver's seat and seatback pocket)
- Front seat heaters
- Head Up Display [HUD] (combiner type)
- Dual-zone automatic climate control air conditioning

- Display audio with 4 speakers, AM/FM radio, CD/MP3 player, USB port (Front console) and Rear view monitor

- LED headlights (high/low beam) with auto leveling
- Auto on/off headlights
- Headlight washers
- Rain-sensing windshield wipers

Notes: The Bluetooth® word mark and logos are registered trademarks owned by the Bluetooth SIG, Inc. and any use of such marks by MITSUBISHI MOTORS CORPORATION is under license.
For a complete list of standard and optional equipment, please refer to pages 21 and 22.

EXTERIOR COLORS



Red Diamond (P62)



Bronze Metallic (C21)



Sterling Silver Metallic (U25)



Lightning Blue Mica (D06)



Silky White Pearl (W13)



Amethyst Black Pearl (X42)

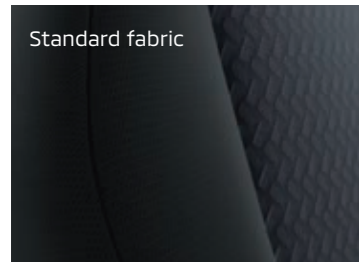


Titanium Gray Metallic (U17)



Polar White Solid (W37)


SEAT MATERIALS



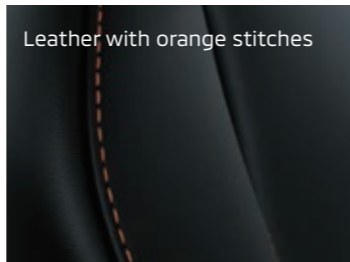
Standard fabric



High grade fabric with silver stitches



High grade fabric with silver stitches



Leather with orange stitches

Note: Leather seats include synthetic leather on the sides, rear, partial seating surfaces and head restraint (also on rear center armrest sides, door armrests, door trim, etc.)

EXTERIOR COLORS AND SEAT MATERIALS

■ Available

Grade	Basic color	GLX		GLS	
		Black	Black	Gray	Black
Seats	Material	Standard fabric	High grade fabric with silver stitches	Leather with orange stitches	
Exterior Color					
Red Diamond	P62	■	■	■	■
Bronze Metallic	C21	■	■	■	■
Sterling Silver Metallic	U25	■	■	■	■
Lightning Blue Mica	D06	■	■	■	■
Silky White Pearl	W13	■	■	■	■
Amethyst Black Pearl	X42	■	■	■	■
Titanium Gray Metallic	U17	■	■	■	■
Polar White Solid	W37	■	■	■	■

Note: Colors shown may differ slightly from actual colors due to printing process. Please consult your local Mitsubishi Motors dealer / distributor for details.

Note: Equipment may vary by market. Please consult your local Mitsubishi Motors dealer/distributor for details.

TECHNICAL SPECIFICATIONS

■ Available – Not available

	2WD				4WD		2WD		4WD	
	2.0-liter CVT*1						1.5-liter CVT*1			
	GK2WXTMHL GK2WXTMHR	GK2WXTMGL	GK2WXTHHL GK2WXTTHR	GK2WXTHGL	GK2WXTHHZL GK2WXTHHZR	GK2WXTHGZL	GK1WXJML	GK1WXTMUL	GK1WXTMUL GK1WXTMUL	GK1WXTMUL GK1WXTMUL
GLX	■	■	–	–	–	–	■	■	–	–
GLS	–	–	■	■	■	■	–	–	■	■
Engine	2.0-liter 16-valve DOHC MIVEC (4B11)						1.5-liter 16-valve DOHC MIVEC Turbocharged (4B40)			
Type										
Total displacement	cc						1,998			
Injection system	Electronically Controlled Injection-Multi									
Emission level	EURO-2	EURO-4	EURO-2	EURO-4	EURO-2	EURO-4	EURO-6b			
Max. output (EEC net)	kW (PS)/rpm						110(150) / 5,500			
Max. torque (EEC net)	Nm(kg-m) / rpm						250(25.5) / 2,000-3,500			
Fuel System										
Fuel Type / octane	Unleaded / RON 90 and over						Unleaded / RON 90 and over			
Fuel Tank Capacity	liters						63		60	
Transmission										
Clutch	Torque converter						Single dry plate with hydraulic activator, push type		Torque converter	
Gear Ratio										
D Range	2.631-0.378						–			
1st	2.631						3.833			
2nd	1.493						2.047			
3rd	1.208						1.303			
4th	0.940						0.975			
5th	0.705						0.744			
6th	0.516						0.659			
7th	–						–			
8th	–						–			
Reverse	1.960						3.545			
Final	6.026						4.058			
Performance										
Acceleration*2 (0-100 km/h)	sec.		12.1		12.1		13.0		10.0	
Max. Speed*3	km/h		188		188		200		195	
Suspensions										
Front	MacPherson strut with coil springs and stabilizer bar									
Rear	Multi link with coil springs and stabilizer bar									
Brakes										
Front	Ventilated discs									
Rear	Discs									
Steering										
Type	Rack and pinion (electric power assisted)									
Loads										
Curb Weight	Total		kg		1,450		1,475		1,540	
Gross Vehicle Weight	kg		2,050		2,050		2,050		2,100	
Tires and Wheels										
Tires (front and rear)	215/70R16		225/55R18		215/70R16		225/55R18			
Wheels (front and rear)	16" x 6.5J alloy wheels		18" x 7.0J alloy wheels		16" x 6.5J alloy wheels		18" x 7.0J alloy wheels			

*1 Continuously Variable Transmission

*2 Acceleration value varies depending on equipment level.

*3 Measured by MITSUBISHI MOTORS CORPORATION. Your actual mileage will vary depending on how you drive and maintain your vehicle.

Note: Hazardous driving may cause serious injury or vehicle damage. Please drive safely at all times.

WARNING

- Individuals who use implantable pacemakers or implantable cardioverter-defibrillators should keep away from the transmitting antenna of keyless operation system. The electromagnetic waves used in the keyless operation system may affect the operation of implantable pacemakers or implantable cardioverter-defibrillators.
- Individuals using other electro-medical apparatuses should check with the manufacturer of the apparatus to confirm the effect of the electromagnetic waves used by the keyless operation system, as the electromagnetic waves may affect their operations.

STANDARD AND OPTIONAL EQUIPMENT

■ Standard □ Optional - Not available

Grade	GLX		GLS				GLX		GLS			
			2.0L				1.5L					
Engine			4B11				4B40					
Model code												
Wheel drive	2WD		4WD		2WD		4WD		2WD		4WD	
Transmission			CVT				6MT		CVT			
Steering	LHD	RHD	LHD	RHD	LHD	RHD	LHD	RHD	LHD	RHD	LHD	RHD
Drivetrain and Chassis	S-AWC (Super-All Wheel Control) (4WD models only)											
	Active Yaw Control [AYC] (for 2WD)											
	215/70R16 tires and 16" x 6.5J alloy wheels machine finished 2-tone											
	225/55R18 tires and 18" x 7.0J alloy wheels machine finished 2-tone											
	Spare tire (215/70R16 tire and 16" x 6.5J steel wheel)											
	Spare tire (215/70R16 tire and 16" x 6.5J alloy wheel machine finished 2-tone)											
	Spare tire (225/55R18 tire and 18" x 7.0J alloy wheel machine finished 2-tone)											
	Tool set (simple set) and jack set											
	Anti-lock Brake System [ABS] with Electronic Brake-force Distribution [EBD]											
	Active Stability Control [ASC] with Hill Start Assist [HSA] and Brake Assist											
	Electric power steering											
	Front strut tower bar											
	Automatic transmission shift lock and Key interlock (CVT models only)											
	Starter interlock (MT models only)											
Exterior	Front grille (silver) and front bumper center (black)											
	Front grille (silver and chrome) and front bumper center (gloss black)											
	Front skid plate (black)											
	Front skid plate (silver)											
	Side window molding (black)											
	Side window molding (chrome)											
	Side upper molding (chrome)											
	Side door garnish (black)											
	Side door garnish (silver)											
	Rear skid plate (black)											
	Rear skid plate (silver)											
	Door mirrors with side turn lamp (color-keyed)											
	Door mirrors with power folding function											
	Door mirrors with defogger											
	Windshield glass (laminated glass with ultra violet ray-absorbing function)											
	Laminated windshield glass with sound proof (laminated glass with ultra violet ray-absorbing function)											
	Front door glass with ultra violet ray-absorbing function											
	Front door glass with sound proof (laminated glass with ultra violet ray-absorbing function)											
	Rear doors/rear quarter/back door/taillgate glass (privacy glass with ultra violet ray-absorbing)											
	Tailgate garnish (chrome)											
	Roof rails (black)											
	Shark-fin antenna											
	Roof spoiler											
	Rear mud guards											
	Power panoramic sunroof											
Safety and Security	Immobilizer											
	Theft protection devices											
	- Door and hood opening detection											
	- Alarm: Horn, extra horn, side indicator											
	Driver's and passenger's SRS airbags											
	Driver's and passenger's SRS airbags & driver's knee SRS airbag											
	Side SRS airbags, curtain SRS airbags & driver's knee SRS airbag											
	Side SRS airbags and curtain SRS airbags											
	Front 3-point seatbelt with Emergency Locking Retractor [ELR] with pretensioner and adjustable type belt anchor											
	Rear 3-point ELR seatbelt x 3											
	Lower anchor and tether anchor for ISO-FIX child seat (for rear seats) x 2											
	Forward Collision Mitigation system [FCM]											
	Lane Departure Warning [LDW]											
	Adaptive Cruise Control [ACC]											
	Blind Spot Warning [BSW] with Lane Change Assist [LCA]											
	Ultrasonic misacceleration Mitigation System [UMS]											
	Rear Cross Traffic Alert [RCTA]											
	LED high-mount stop lamp											
	Child safety locks (rear door)											
Interior	Steering wheel (3 spoke type) and Gearshift knob											
	Leather-wrapped steering wheel (3 spoke type) with piano black and chrome accent and gearshift knob											
	Tilt and telescopic steering wheel											
	Paddle shifters											
	Cruise control (including steering wheel remote control switches)											
	Steering switch (audio control)											
	Steering switch (hands-free and voice control)											
	Electric Parking Brake with Brake Auto Hold											
	Seat material (fabric)											
	Seat material (high-grade fabric with stitch)											
	Seat material (leather with stitch, power adjustable driver's seat and seatback pocket)*1											
	Rear seat sliding and reclining function											
	Rear seat back folding function (60:40 split type)											
	Rear seat headrest (x 3)											
	Rear center armrest with drink holder x 2											
	Front seat heaters											
	Front and rear door trims (cloth insert)											
	Front and rear door trims (synthetic leather insert)											
	Bottle holders (front and rear doors)											
	Inner door handles											
	Central door locking system											

STANDARD AND OPTIONAL EQUIPMENT

■ Standard □ Optional - Not available

Grade	GLX		GLS				GLX		GLS			
			2.0L				1.5L					
Engine			4B11				4B40					
Model code												
Wheel drive	2WD		4WD		2WD		4WD		2WD		4WD	
Transmission			CVT				6MT		CVT			
Steering	LHD	RHD	LHD	RHD	LHD	RHD	LHD	RHD	LHD	RHD	LHD	RHD
Interior	Remote keyless entry (transmitter x 2)											
	Keyless Operation System [KOS] with engine switch (transmitter x 2) (key cylinder illumination less)											
	Key cylinder illumination*2											
	Driver's and passenger's sunvisors with vanity mirrors, lids and ticket holders											
	Driver's and passenger's sunvisors with vanity mirrors, lids, ticket holders and illuminations											
	Dimming rearview mirror											
	Retractable type assist grip (passenger's seat x 1 and rear seat x 2)											
	Retractable type assist grip (driver's seat x 1, passenger's seat x 1 and rear seat x 2)											
	Coat hanger (driver's back)											
	Multi-information display											
	Head Up Display [HUD] (combiner type)											
	Removable ashtray and cigarette lighter											
	Accessory socket (DC12V) (floor console)											
	Floor console box with armrest											
	Floor console box with large armrest (synthetic leather)											
	Sunglasses tray											
	Shift position indicator											
	S-AWC Drive mode selector											
	Tonneau cover											
	Luggage floor box											
	Cargo room hook (x 4)											
	Room and map lamp (front)											
	Room lamps (rear)											
	Luggage room lamp											
	Power windows (driver's side auto up/down and anti-trap function)											
	Power windows with anti-trapping and all doors auto up and down for driver's seat with illumination switch											
Air conditioning and Audio	Automatic climate control air conditioning											
	Dual-zone automatic climate control air conditioning											
	Wide 2DIN audio with 4 speakers, AM/FM radio, CD/MP3 player, USB port (Front console)											
	Display audio with 4 speakers, AM/FM radio, CD/MP3 player, USB port (Front console) and Rear view monitor											
	Display audio with Rockford Fosgate® premium sound system (DTS Neural Surround™), 9 speakers, AM/FM radio, CD/MP3 player and USB port (Front console) and Rear view monitor											
Lighting and Visibility	Bluetooth® hands-free system with voice control											
	Projector halogen headlights with manual leveling											
	LED headlights (high/low beam) with auto leveling											
	Auto on/off headlights											
	Automatic High Beam [AHB]											
	LED Daytime Running Lamps [DRL]											
	Headlight washers											
	Welcome light and Coming home light											
	Front fog lamps											
	Rear combination lamps (LED tail and stop lamp)											
	Rear fog lamp (driver's side)											
	Rain-sensing windshield wipers											
	Rear window intermittent wiper and washer											
Package Options	Audio package											
	[1CD Audio]											
	Wide 2DIN audio, CD/MP3 player / Steering switch (audio control)											
	[Display Audio + Rear view camera]											
	Display audio / Rear view monitor / Steering switch (audio control)											
	[Display Audio w/ Rockford sound system + Rear view camera]											
	Display audio with Rockford Fosgate® premium sound system / Rear view monitor / Steering switch (audio control) / Leather-wrapped steering wheel / Steering switch (cruise control)											
	Exterior package											
	[Upgraded package 1]											
	Front skid plate (silver) / Tailgate garnish (chrome) / Side window molding (chrome)											
	[Upgraded package 2] (in addition to Upgraded package 1)											
	Front fog lamps / LED Daytime Running Lamps [DRL] / Front grille (silver and chrome) and front bumper center (gloss black)											
	[18-inch tire & wheel package] (in addition to Upgraded package 2)											
	225/55R18 tires and 18" x 7.0J alloy wheels machine finished 2-tone / Roof rails (black)											
	Interior package											
	[Basic package]											
	Steering switch (cruise control) / Leather-wrapped steering wheel / Paddle shifters / Head Up Display [HUD]											
	[Sports package] (in addition to Basic package)											
	Door mirrors with power folding function / Keyless Operation System [KOS] with engine switch / Dual-zone automatic climate control air conditioning											
	[LED package] (in addition to Sports package)											
	Side door garnish (silver) / LED headlights / Rain-sensing windshield wipers / Roof rails (black) / Noise insulator / Headlight washers											
	[Leather package] (in addition to LED package)											
	Seat material (leather with stitch)											
	[Leather + sunroof + FCM package] (in addition to Leather package)											
	Power panoramic sunroof / Forward Collision Mitigation system [FCM]											
	[Safety package] (in addition to Leather + sunroof + FCM package)											
	Corner sensors (8 points) / Ultrasonic misacceleration Mitigation System [UMS]											

*1 Leather seats include synthetic leather on the sides, rear, partial seating surfaces and head restraint (also on rear center armrest sides, door armrests and door trim etc).

*2 Not combined with Keyless Operation System [KOS]

*3 Audio package includes Steering switch (hands-free and voice control) and Bluetooth® hands-free system with voice control for GLX

*4 Audio package includes Leather-wrapped steering wheel and Steering switch (cruise control) for GLS

*5 Not combined with Headlight washers

Notes: The Bluetooth® word mark and logos are registered trademarks owned by the Bluetooth SIG, Inc. and any use of such marks by MITSUBISHI MOTORS CORPORATION is under license. Rockford Fosgate® and associated logos are registered trademarks of Rockford Corporation in the United States and other countries.