

# DOBLÒ CARGO



[www.fiat.co.za](http://www.fiat.co.za)

DISCLAIMER: This brochure is an official publication of Fiat Group Automobiles South Africa. Pictures shown are for illustrative purposes only and are not necessarily accurate. All the product illustrations, specifications and ranges are subject to change. Fiat Group Automobiles South Africa reserves the right to make alterations and amendments in the described models and services at any time, without prior notice or obligation. Products offered for sale may differ from those described or illustrated due to later production changes in specification, components or place of manufacturing. The contents of this brochure are therefore to be treated as representations of the current availability of products and/or products on offer at the time of printing.

Printed: April 2014.





DOBLÒ CARGO

# MORE OPPORTUNITIES FOR YOUR BUSINESS THAN EVER BEFORE

**More spacious, more high-tech and more focused on savings than ever before.** This is the Doblò Cargo: a record-breaking vehicle that's the perfect way to grow your business and improve the quality of your working day. Discover the range, now even more extensive: the Standard and Maxi versions are ideal for carrying goods of all lengths and heights to a maximum payload of 1000 kg.





DOBLÒ CARGO


# MORE SPACIOUS

The Doblò Cargo has been designed to be at the **top of its class in terms of performance and functionality** (capacities from 750 kg to 1000 kg). Its interior space is its true strength. The load compartment (with its capacities of 3.4 m³ and 4.2 m³) is wide, square and even, so that the space can be used with maximum efficiency in order to optimise any type of transportation.

The large sliding side doors and the generous rear doors make loading and unloading a piece of cake, **helping you to work more efficiently and with less effort**.



- 1 Panelled floor with six load-retaining hooks and inspection plug.
- 2 Washable, waterproof PVC floor cover with six load-retaining hooks – optional.
- 3 Panelled partition between cab and load compartment.
- 4 Window partition for better rearward visibility and easier manoeuvring – optional.



## UP TO 2.17 m IN LENGTH!

**Load compartment dimensions:**

- up to 2170 mm long
- up to 1305 mm high
- up to 1714 mm wide

**Rear load threshold:**

- 545 mm from ground

**Width between wheel arches:**

- 1230 mm

**Rear door dimensions:**

- height 1250 mm
- width 1231 mm

**Side door dimensions:**

- height 1175 mm
- width 700 mm



I used to have to make two trips to deliver two pallets. Now I can do it in one. The figures speak for themselves. One less trip means great savings.



up to 4.2 m<sup>3</sup>  
volume  
up to 1000 kg  
of payload  
**BEST  
IN CLASS!**

## DOBLÒ CARGO MORE ECONOMICAL

A wide selection of engines to choose from: the 70 kW petrol engine, two diesel MultiJet engines offering 66 kW and 77 kW. All units are lively and offer smooth torque delivery. They bring excellent performance, low noise levels, as well as reliability and eco-friendliness (CO<sub>2</sub> emissions of just 136 g/km for the 1.3 MultiJet Euro 4).

Designed to ensure the lowest running costs in its category (5.2 l/100 km in the combined cycle for the 1.3 MultiJet Euro 4 and service intervals of 30 000 km), these engines represent the best investment for your company's balance sheet.



**70 kW**  
Displacement: 1368 cm<sup>3</sup>  
Power: 70 kW at 6000 rpm  
Torque: 127 Nm at 4500 rpm  
Electronic timed sequential Multipoint injection, Euro 4 returnless system

**66 MultiJet**  
Displacement: 1248 cm<sup>3</sup>  
Power: 66 kW at 4000 rpm  
Torque: 200 Nm at 1750 rpm (MultiJet for Euro 4) electronically controlled Common Rail direct injection with turbo and intercooler Euro 4

**77 MultiJet**  
Displacement: 1598 cm<sup>3</sup>  
Power: 77 kW at 4000 rpm  
Torque: 290 Nm at 1500 rpm  
MultiJet electronically controlled Common Rail direct injection with turbo and intercooler Euro 4

Offering up to 1150 km on one tank of diesel and service intervals of 30 000 km, the Doblò Cargo 1.3 MultiJet saves time and money!





## DOBLÒ CARGO MORE SATISFYING TO DRIVE

Your workplace has never been so comfortable. The Doblò Cargo adopts independent bi-link rear suspension to deliver saloon car comfort while permitting class-beating payloads. Modular design allows the suspension to be calibrated specifically to suit your business needs. Dedicated to goods transport, the suspension is calibrated to maximise dynamic performance, space (1230 mm between the wheel arches) and payload (up to 1000 kg of payload with up to 1450 kg on the rear axle).

## BI-LINK REAR SUSPENSION!

### SPECIFIC CALIBRATIONS



**Standard versions (750 kg capacity)**

- best performance to weight ratio
- specific set up for optimum dynamic behaviour



**Maxi Versions and increased capacity (1 ton)**

- maximum permitted axle load of 1450 kg
- longitudinal trailing arms and specific cross bars
- anti-roll bar and specific setup for dynamic excellence in all load conditions



DOBLÒ CARGO

## MORE COMFORTABLE

Get on board a Doblò Cargo and relax in its comfortable seats. Then look around you... **You'll see how functional and well organised the interior is.** All the controls are within easy reach and there is no shortage of storage compartments – essential for keeping all your papers and personal effects in order. **The Doblò Cargo has a place for everyone and everything!**





Working  
is a  
pleasure

## DOBLÒ CARGO MORE HI-TECH

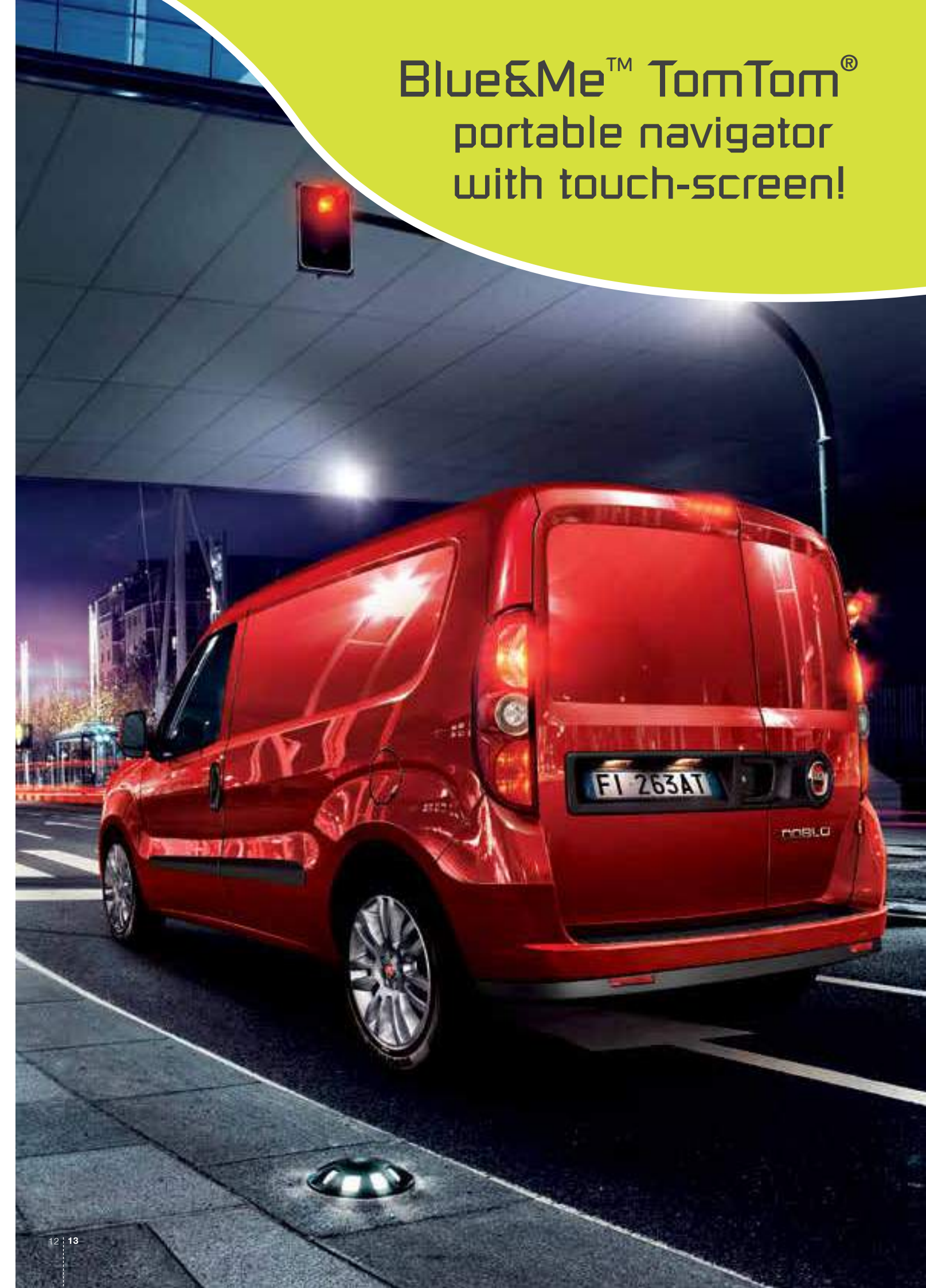
In the Doblò Cargo, advanced technology means simplicity and ease of use. Now your journeys can be safer and more relaxing with **Blue&Me™**, the system that lets you use your mobile phone **hands free** and listen to music from an MP3 player without ever having to take your hands off the wheel. And to make sure that you always stay on track, the Doblò Cargo also offers you **Blue&Me™ TomTom®**, the latest colour touch-screen portable navigation system, **that lets you enter your destination easily and displays route information clearly.**



1 Radio and mobile phone controls on the steering wheel – optional.

2 USB port and Aux-in compatible with MP3 audio devices – optional

Blue&Me™ TomTom®  
portable navigator  
with touch-screen!





## DOBLÒ CARGO SAFER

**Safety at work is the Doblò Cargo's top priority.** The vehicle ensures a high level of safety for driver and passenger thanks to a controlled collapse body shell designed to absorb impact safely and effectively (the body features a rigid passenger cage and high energy absorbing front and rear sections). The Doblò Cargo **has an outstanding system of active safety devices:** a four-sensor Anti-lock Braking System (**ABS**) and Electronic Brakeforce Distribution (**EBD**). With the Doblò Cargo you'll be gaining in safety too.

This is my team. I demand their maximum safety, even on the road.

### PASSIVE SAFETY SYSTEMS:

- FPS (Fire Prevention System)
- Controlled collapse body shell
- Driver airbag
- Steering system with collapsible telescopic steering column and knee protection
- Height-adjustable three-point seat belts





DOBLÒ CARGO

TECHNICAL SPECIFICATIONS

	1.4 MPI	1.3mjt	Maxi 1.6mjt
Engine			
Number of cylinders, arrangement	4 in line, transverse forward mounted		
Displacement (cm³)	1368	1248	1598
Emission standard	Euro 4		
Compression ratio	11:1	17.6:1	16.5:1
EC max. power: kW @ rpm	70 @ 6000	66 @ 4000	77 @ 4000
EC max. torque: Nm @ rpm	127 @ 4500	200 @ 1750	290 @ 1500
Timing system (control)	two OHC (toothed belt) with hydraulic tappets and four valves per cylinder		
Fuel	petrol	diesel	
Fuel system	Multipoint electronic injection (MPI), sequential, timed, returnless system	(MultiJet for Euro 4) electronically controlled Common Rail direct injection, turbo and intercooler	
Ignition	static, electronic, integrated with the injection	by compression	
Driveline			
Traction	front-wheel		
Clutch	dry, single plate with cup engagement spring and hydraulic operation		
Gearbox: number of gears	5 + R		6 + R
Steering system			
Type	rack and pinion with hydraulic power steering		
Turning circle (kerb to kerb)	11.2 m		12.5 m
Braking system – D (self-ventilated disc) – T (drum)			
Type	hydraulic system with 2 criss-crossed and separate circuits		
Front: diameter (mm)	D 305	D 284 – [D 305*]	D 305
Rear: diameter (mm)	T 254	T 228 – [T 254*]	T 254
Brake servo: diameter	10"		
Suspension			
Front	independent, MacPherson type with wishbones secured to an auxiliary crossmember, telescopic hydraulic shock absorbers, coil springs and anti-roll bar		
Rear	Bi-link independent, coil springs, telescopic shock absorbers with dual calibration and anti-roll bar		
Wheels			
Tyres	195/60 R 16	185/65 R 15 195/60 R 16*	195/60 R 16
Refuelling			
Fuel tank capacity (litres)/(kg)	60		
Performance and consumption – Cargo short wheelbase 750 kg capacity			
	Euro 4	Euro 4	Euro 4
Top speed (km/h)	161	156	164
Combined consumption (l/100 km)	7.2	5.2	5.4
CO <sub>2</sub> emissions (g/km)	169	136	143

\* If increased payload option fitted



DOBLÒ CARGO

STANDARD EQUIPMENT AND OPTIONS

		1.4	1.3mjt	Maxi 1.6mjt
<b>External</b>				
Side protection bands	927	•	•	•
Two-wing asymmetric panelled rear doors		•	•	•
Two-wing asymmetric glazed rear doors with heated rear window and rear window wipers	519	°	°	°
Front/rear body coloured bumpers	876	°	°	°
Right sliding side door	523	•	•	•
Left sliding side door	055	°	°	•
Manual exterior rear view mirrors	043	•	•	•
Metallic paintwork	210	°	°	°
Third brake light		•	•	•
<b>Internal</b>				
Fixed sheet partition	149	•	•	•
Fixed sheet partition with glass in middle	199	°	°	°
Overhead parcel shelf in cab	835	•	•	•
Lockable glove compartment on dashboard	658	•	•	•
Passenger seat with adjustable backrest	297	•	•	•
PVC load compartment mat	798	°	°	°
<b>Functional/Electric</b>				
Remote control for door opening and locking	008	°	°	°
Power steering	014	•	•	•
Height- and reach-adjustable steering wheel	011	•	•	•
Electric front windows and electric door locking	428	•	•	•
Smokers' kit	989	•	•	•
12V socket in dashboard		•	•	•
Headlight alignment corrector	048	•	•	•
Trip computer		•	•	•
Rev counter	050	•	•	•
Retaining rings in the load compartment		•	•	•
Longitudinal roof bars	357	°	°	°
Manual climate control system	025	°	°	°
Full-size spare wheel	980	•	•	•
Increased payload	943	°	°*	–
<b>Safety/Mechanical parts</b>				
Four sensor ABS with EBD (Electronic Braking Distribution)	009	•	•	•
Driver airbag	500	•	•	•
Passenger airbag	502	°	°	°
Anti-intrusion bars on cabin doors		•	•	•
FPS fire prevention system with inertia switch		•	•	•
<b>Audio/Telematics</b>				
Radio setup with cables and aerial (excl. speakers)	072	•	•	•
Speakers	4HL	°	°	°
Radio with CD mp3 player	41A	°	°	°
Blue&Me™	65W	°	°	°
Steering wheel radio controls	245	°	°	°
My Port setup on dashboard for TomTom® navigator (not connected to Blue&Me™ system)	6EN	°	°	°
My Port setup on dashboard for Blue&Me™ TomTom®	68R	°	°	°

• standard    ° optional    – not available

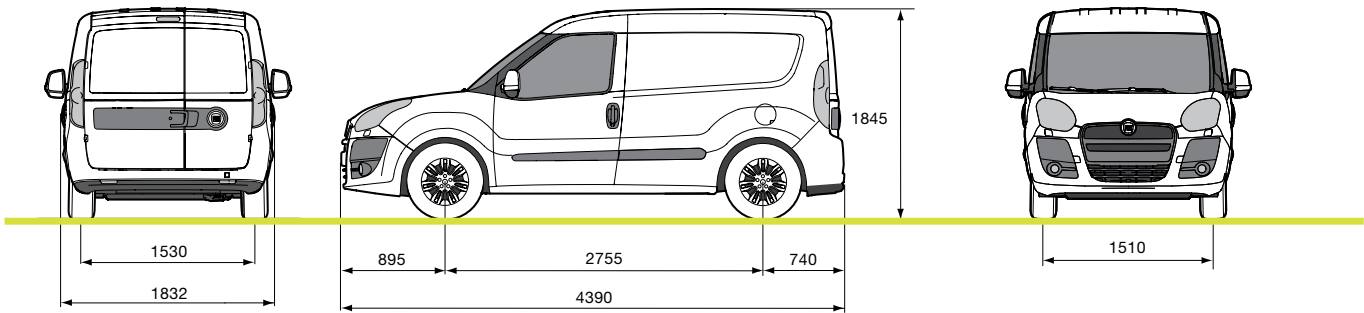
\* - Increased payload on 1.3mjt adds opt. 44B - increased brakes and opt. 144 - 16" wheels.

NB. - Please note some options might require the addition of other linked options.



DOBLÒ CARGO

# STANDARD SHORT WHEELBASE



External dimensions (mm)

Wheelbase	2755
Length	4390
Width	1832
Front track	1510
Rear track	1530
Maximum height (unladen)	1845
Front projection	895
Rear projection	740

Rear door (mm)

Width	1231
Height	1250

Sliding side door (mm)

Width	700
Height	1175

Load compartment (mm)

Length	1820
Width min.-max.	1714 (1518)
Width between wheel arches	1230
Height	1305
Height of load threshold (unladen)	545

Load compartment capacity (m³)

Volume	3.4
--------	-----

Weights

Standard van      Increased payload option

Engine versions	1.4 MPI	1.3 MultiJet	1.4 MPI	1.3 MultiJet
Vehicle weight ▲ (tare) (kg)	1240	1270	1260	1290
Payload including driver (kg)	750	750	900	1000
GVW (kg)	1990	2020	2160	2290
Max. towable weight (kg)	1000	1000	1000	1000

Consumption – Emissions

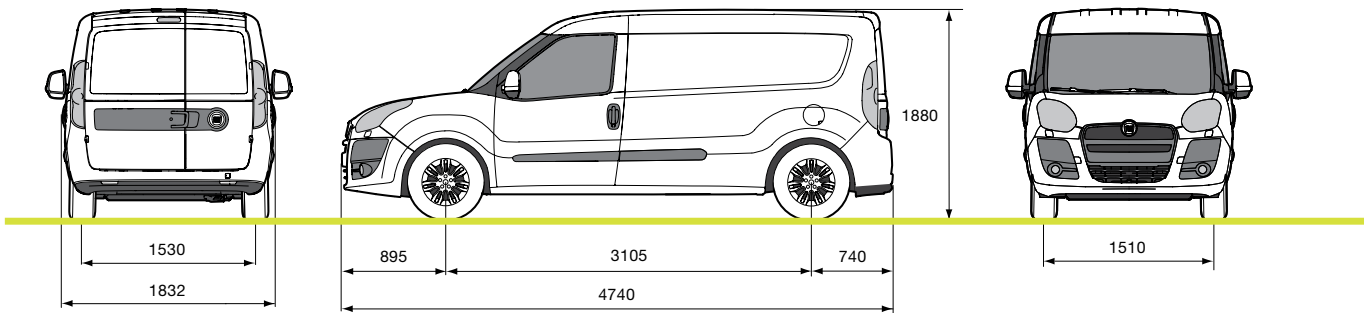
Standard van      Increased payload option

Engine versions	1.4 MPI	1.3 MultiJet	1.4 MPI	1.3 MultiJet
Fuel	petrol	diesel	petrol	diesel
Urban consumption (l/100 km)	9.8	6.4	9.8	6.4
Extra-urban consumption (l/100 km)	5.7	4.5	5.7	4.5
Combined consumption (l/100 km)	7.2	5.2	7.2	5.2
CO <sub>2</sub> emissions (g/km)	169	136	169	136

▲ Kerb weight with supplies, spare wheel, tools and accessories.

DOBLÒ CARGO

# MAXI LONG WHEELBASE



External dimensions (mm)

Wheelbase	3105
Length	4740
Width	1832
Front track	1510
Rear track	1530
Maximum height (unladen)	1880
Front projection	895
Rear projection	740

Rear door (mm)

Width	1231
Height	1250

Sliding side door (mm)

Width	700
Height	1175

Load compartment (mm)

Length	2170
Width min.-max.	1714 (1518)
Width between wheel arches	1230
Height	1305
Height of load threshold (unladen)	545

Load compartment capacity (m³)

Volume	4.2
--------	-----

Weights

Engine version	Maxi 1.6mjt
Vehicle weight ▲ (tare) (kg)	1370
Payload including driver (kg)	1000
GVW (kg)	2370
Max. towable weight (kg)	1300

Consumption – Emissions

Increased capacity van

Engine version	Maxi 1.6mjt E4
Fuel	diesel
Urban consumption (l/100 km)	6.7
Extra-urban consumption (l/100 km)	4.7
Combined consumption (l/100 km)	5.4
CO <sub>2</sub> emissions (g/km)	144

▲ Kerb weight with supplies, spare wheel, tools and accessories.



# CHOOSE YOURS!

DOBLÒ CARGO  
SERVICES

## STANDARD EQUIPMENT AND OPTIONS

### Dashboards



Standard Grey

### Body colour and upholstery combinations

DASH		GREY	
INTERIOR MATERIAL		STAR CLOTH	
INTERIOR SEAT COLOUR		GREY	RED
INTERIOR COLOUR CODE		260	231
CODE	EXTERNAL COLOUR		
PASTEL CLOURS			
249	White	X	X
168	Red	X	X
479	Blue	X	-
METALLIC COLOURS (OPTION 210)			
261	Pearl	-	X
293	Red Metallic	X	X
448	Light Blue Metallic	X	-
487	Blue Metallic	X	-
590	Bordeaux Metallic	-	X
595	Grey Metallic	X	X
612	Light Grey Metallic	X	X
632	Black Metallic	X	X

x combination available  
- combination not available

### Wheels



15" steel rim with integral hub caps      16" steel rim with integral hub caps

### Seat trims



Star Red 231      Star Grey 260

### Body: pastel colours



White 249      Red 168      Blue 479

### Body: metallic colours



Pearl 261      Red 293      Light Blue 448  
Bordeaux 590      Grey 595      Blue 487



Light Grey 612      Black 632

3 YEAR/100 000 KM WARRANTY  
4 YEAR/60 000 KM SERVICE PLAN  
2 YEAR/30 000 KM SERVICE INTERVALS